

APPENDIX J

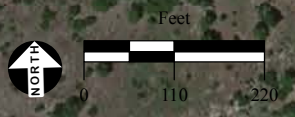
NOISE MEASUREMENT DATA

Churn Creek

PINE GROVE AVE

noise monitoring 15min - 1

noise monitoring 15min - 3



Churn Creek

TIBBITTS RD

noise monitoring 15min - 2

Churn Creek

noise monitoring 15min - 4

PEMBROKE LN

WESTMINSTER CT



Session Report

5/5/2014

Information Panel - Site 1

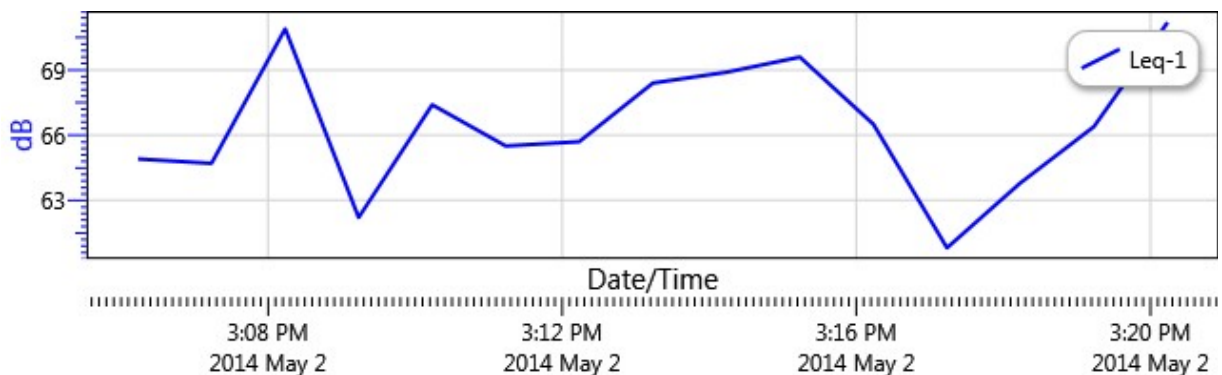
Name	S205_BGH060007_05052014_112350
Start Time	5/2/2014 3:05:14 PM
Stop Time	5/2/2014 3:20:45 PM
Device Name	BGH060007
Model Type	SoundPro DL
Device Firmware Rev	R.13D
Comments	

Summary Data Panel - Site 1

Description	Meter	Value	Description	Meter	Value
Leq	1	67.2 dB	CNEL	1	67.2 dB
Lmin	1	37 dB	Lmax	1	84.1 dB
LDN	1	67.2 dB			
Exchange Rate	1	3 dB	Weighting	1	A
Response	1	SLOW	Criterion Time	1	8 hrs.
Exchange Rate	2	3 dB	Weighting	2	C
Response	2	SLOW			

Logged Data Chart - Site 1

S205_BGH060007_05052014_112350: Logged Data Chart - Site 1



Session Report

5/5/2014

Information Panel - Site 2

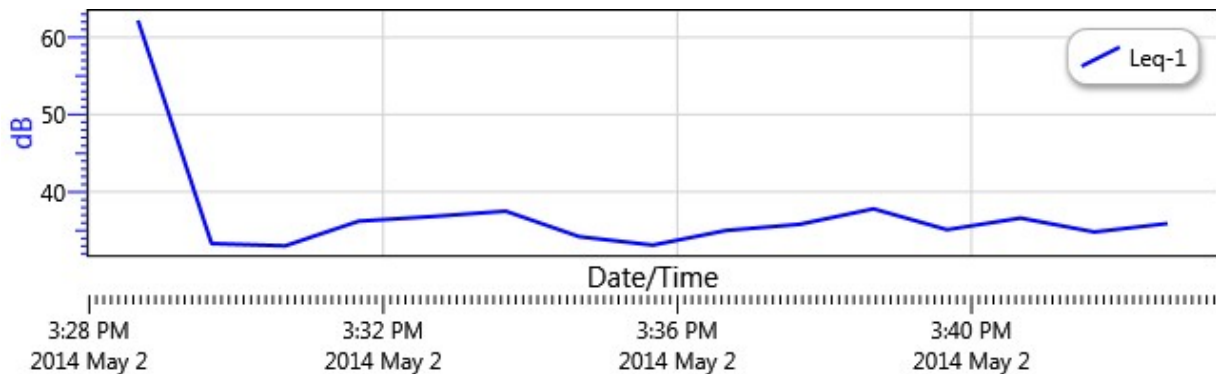
Name	S206_BGH060007_05052014_112352
Start Time	5/2/2014 3:27:40 PM
Stop Time	5/2/2014 3:43:11 PM
Device Name	BGH060007
Model Type	SoundPro DL
Device Firmware Rev	R.13D
Comments	

Summary Data Panel - Site 2

Description	Meter	Value	Description	Meter	Value
Leq	1	50.4 dB	CNEL	1	50.4 dB
LDN	1	50.4 dB	Lmax	1	78 dB
Lmin	1	29.1 dB			
Exchange Rate	1	3 dB	Weighting	1	A
Response	1	SLOW	Criterion Time	1	8 hrs.
Exchange Rate	2	3 dB	Weighting	2	C
Response	2	SLOW			

Logged Data Chart - Site 2

S206_BGH060007_05052014_112352: Logged Data Chart - Site 2



Session Report

5/5/2014

Information Panel - Site 3

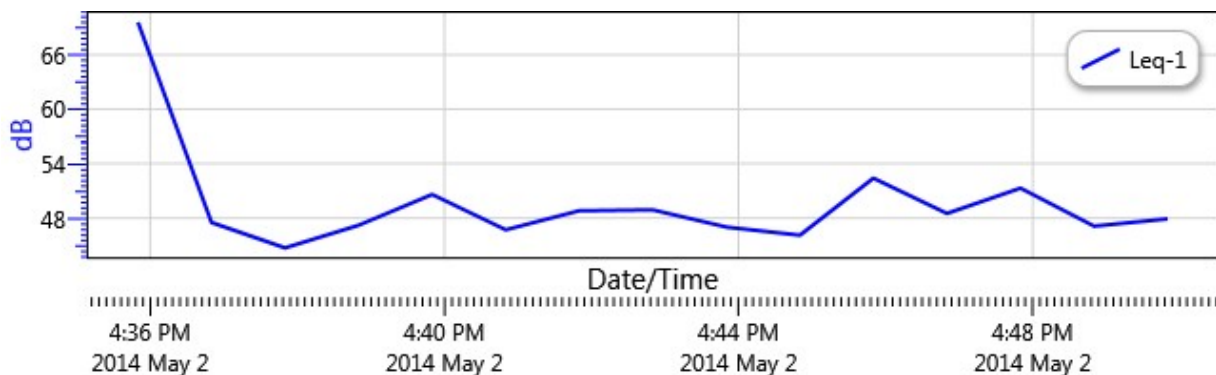
Name	S207_BGH060007_05052014_112352
Start Time	5/2/2014 4:34:50 PM
Stop Time	5/2/2014 4:50:21 PM
Device Name	BGH060007
Model Type	SoundPro DL
Device Firmware Rev	R.13D
Comments	

Summary Data Panel - Site 3

Description	Meter	Value	Description	Meter	Value
Leq	1	58.1 dB	CNEL	1	58.1 dB
LDN	1	58.1 dB	Lmax	1	87.1 dB
Lmin	1	34.1 dB			
Exchange Rate	1	3 dB	Weighting	1	A
Response	1	SLOW	Criterion Time	1	8 hrs.
Exchange Rate	2	3 dB	Weighting	2	C
Response	2	SLOW			

Logged Data Chart - Site 3

S207_BGH060007_05052014_112352: Logged Data Chart - Site 3



Session Report

5/5/2014

Information Panel - Site 4

Name	S208_BGH060007_05052014_112353
Start Time	5/2/2014 5:43:35 PM
Stop Time	5/2/2014 5:58:37 PM
Device Name	BGH060007
Model Type	SoundPro DL
Device Firmware Rev	R.13D
Comments	

Summary Data Panel - Site 4

Description	Meter	Value	Description	Meter	Value
Leq	1	53.5 dB	CNEL	1	53.5 dB
LDN	1	53.5 dB	Lmax	1	76 dB
Lmin	1	35.8 dB			
Exchange Rate	1	3 dB	Weighting	1	A
Response	1	SLOW	Criterion Time	1	8 hrs.
Exchange Rate	2	3 dB	Weighting	2	C
Response	2	SLOW			

Logged Data Chart - Site 4

S208_BGH060007_05052014_112353: Logged Data Chart - Site 4

